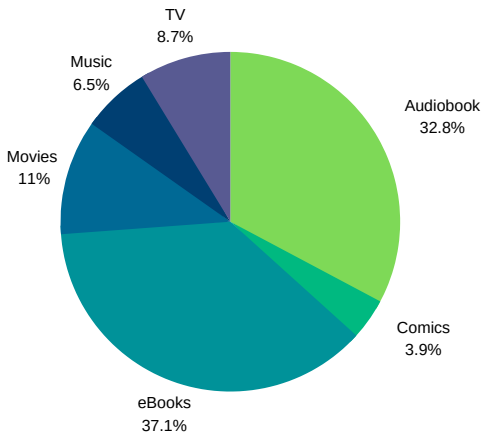


Digital Services Report

January 2021

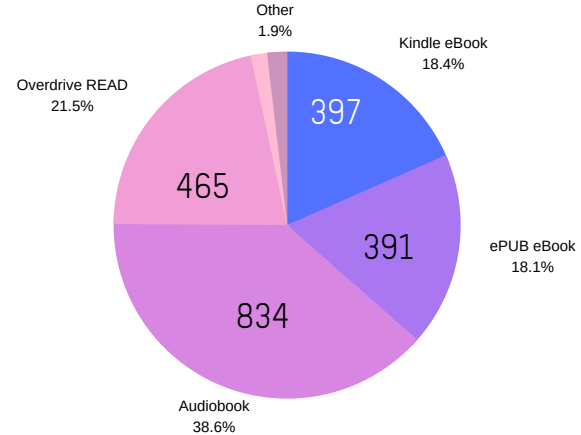
Hoopla Digital
Total Checkouts: 894



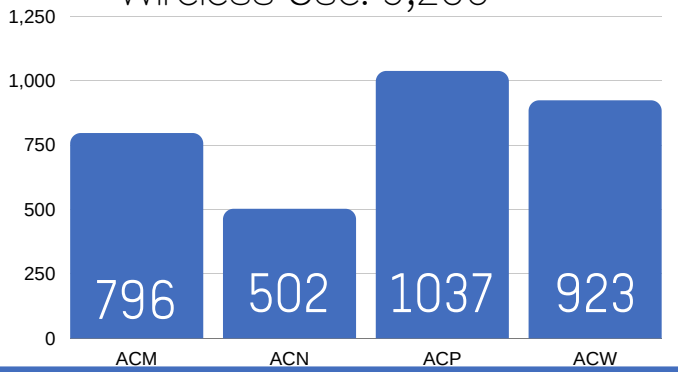
Digital Services Use Summary

Online Catalog	1,398
Public Website	2,843
Public Computers	137
Wireless Internet Use	3,258
Digital Content	3,054
ACPL Purchased Databases	176
Statewide Databases	2,680

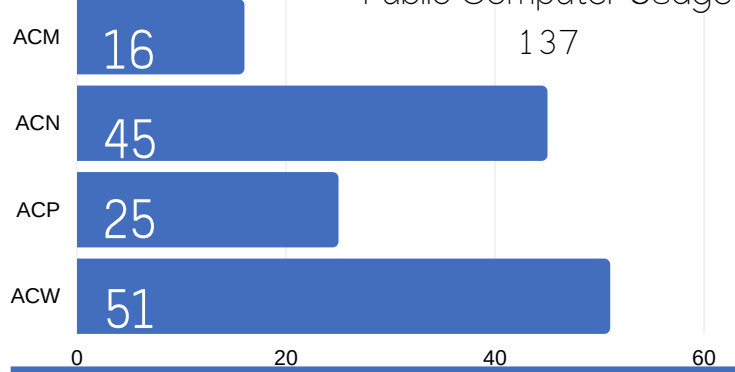
Ohio Digital Library
Total Checkouts: 2160



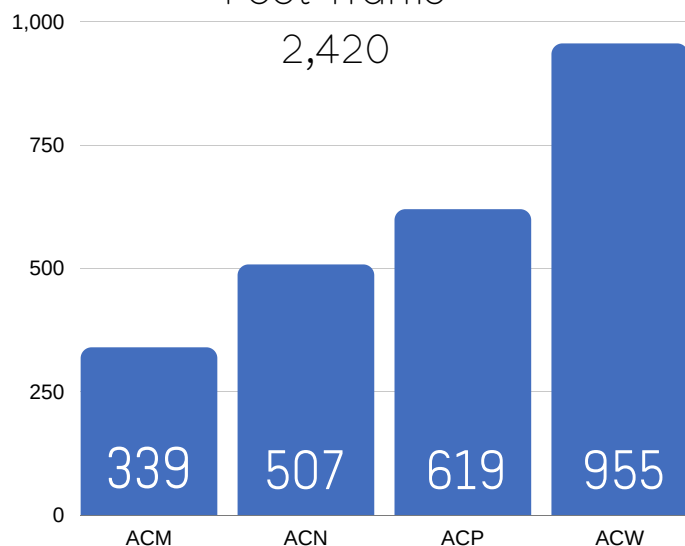
Wireless Use: 3,258



Public Computer Usage



Foot Traffic



January has been a month that tested my patience due to technical problems. We had problems regarding the failure of our Firewall, and it caused problems throughout all of our local libraries. Our Firewall protects the library from malicious outside activity, but it also sets all the allowed rules within the network. Once it went down, I basically had to start from scratch in setting up our network again. Due to this failure, nothing was working properly, including Wi-Fi, patron computers, phones, and our staff network. After several days and hours of troubleshooting, everything is back to normal and working properly. Although when something like this happens, kinks will need to be worked out as problems arise. It was a trying month for sure, but I feel like I gained a lot of valuable insight on how our network functions and how to mitigate similar problems down the road.