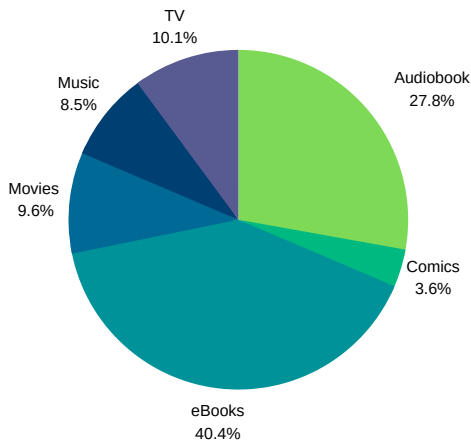


# Digital Services Report

## April 2021

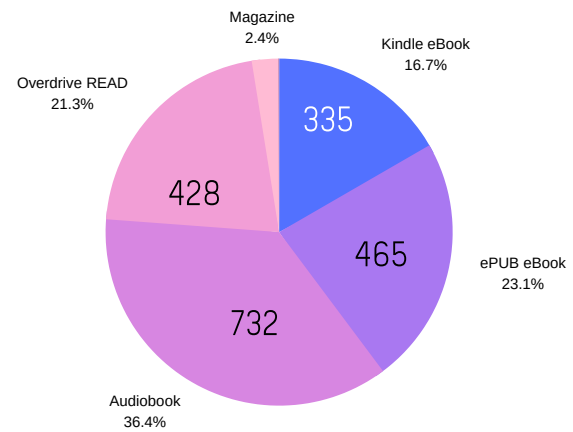
Hoopla Digital  
Total Checkouts: 780



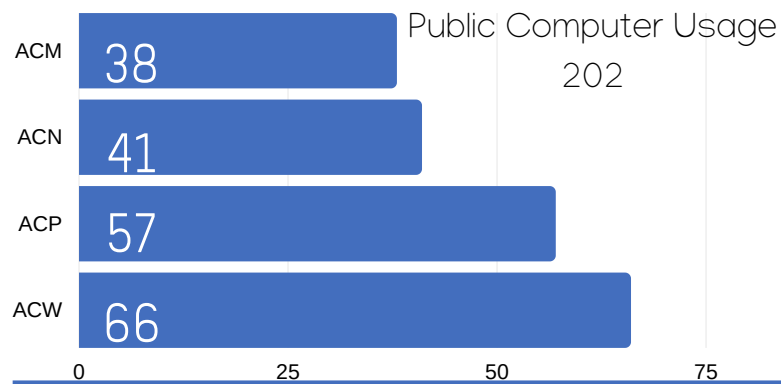
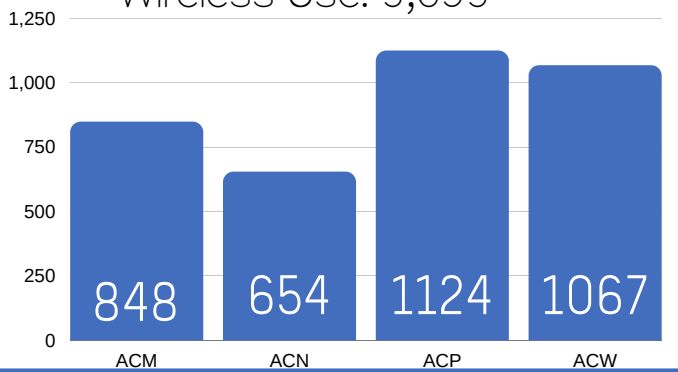
### Digital Services Use Summary

Online Catalog	1,506
Mobile App Usage	627
Public Website	2,710
Public Computers	202
Wireless Internet Use	3,693
Digital Content	2,791
ACPL Purchased Databases	694
Statewide Databases	1,330

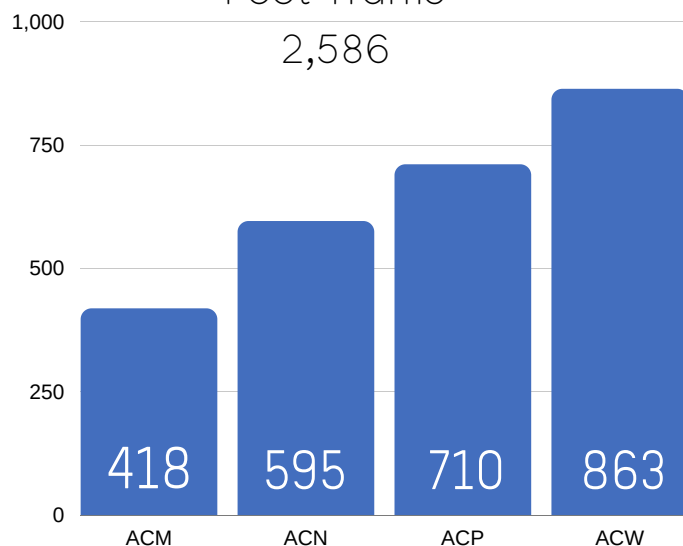
Ohio Digital Library  
Total Checkouts: 2,011



Wireless Use: 3,693



Foot Traffic



This month I have been hard at work getting all of the computers and equipment ready for our full reopening. Many jobs go into this opening plan, like creating newspaper ads, updating the website, preparing all the computers for patron use, and a multitude of others. I am excited to have a bit of normalcy come back to the library.

In addition, I have been working on getting our server set up and ready to go. We have two new servers that are mounted and ready to have the software deployed. Once that process is complete, we can start to roll out all of the new computers and devices bought with the ARC grant.