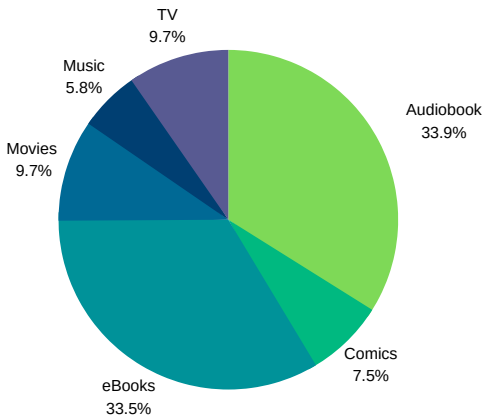


Digital Services Report

May 2021

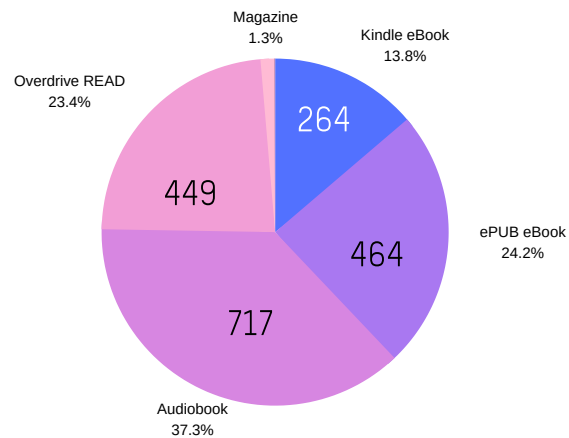
Hoopla Digital
Total Checkouts: 799



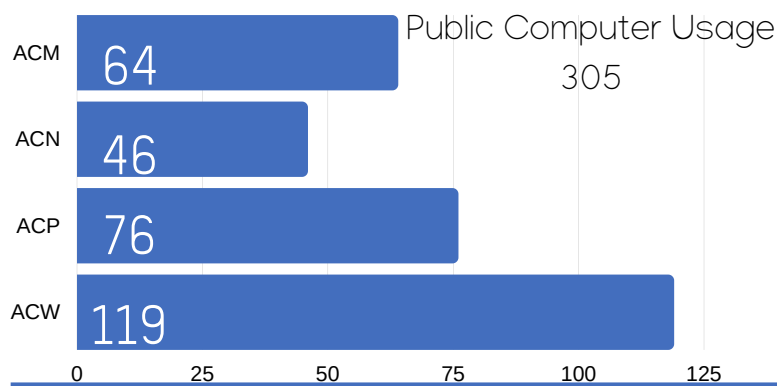
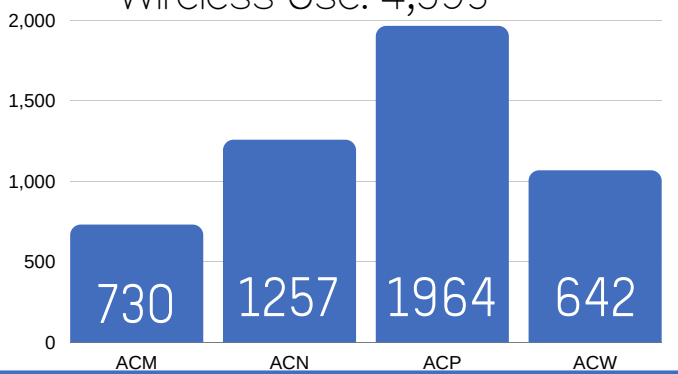
Digital Services Use Summary

Online Catalog	1,483
Mobile App Usage	895
Public Website	3,137
Public Computers	305
Wireless Internet Use	4,593
Digital Content	2,725
ACPL Purchased Databases	765
Statewide Databases	N/A

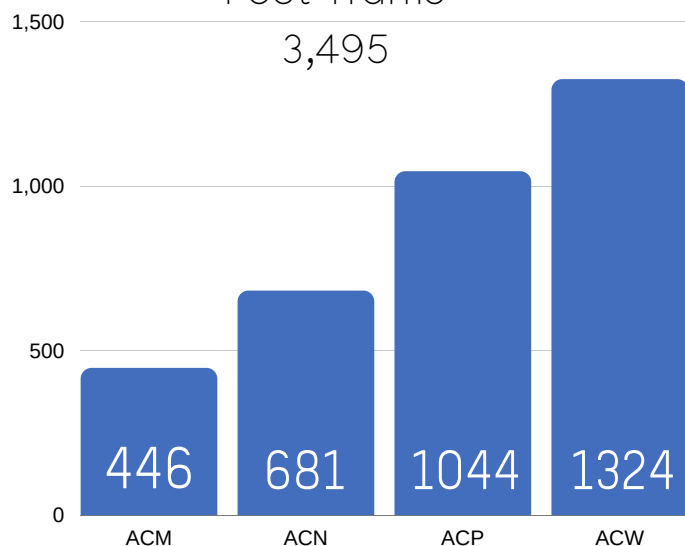
Ohio Digital Library
Total Checkouts: 1,926



Wireless Use: 4,593



Foot Traffic



This month Nick and I worked closely with SEO to help develop an App for our Library. I am very happy with how the app has turned out, and I am excited to get it into the patron's hands. The App should be releasing soon and has multiple features that I believe will be a great help to our patrons. Nick and I also discussed creating a short How-To video to showcase features to patrons and help them understand how the app works.

In addition, Jacob, Garyson, and I have started setting up a computer lab in the meeting room. The plan is to provide more training time for employees on programs we use daily such as Workflows. We also look forward to training patrons with any tech that they would like to learn in the future.