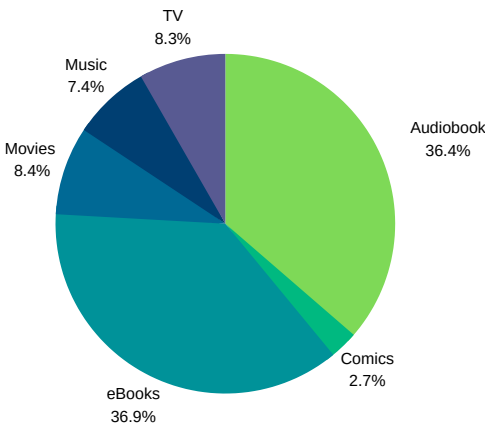


Digital Services Report

July 2021

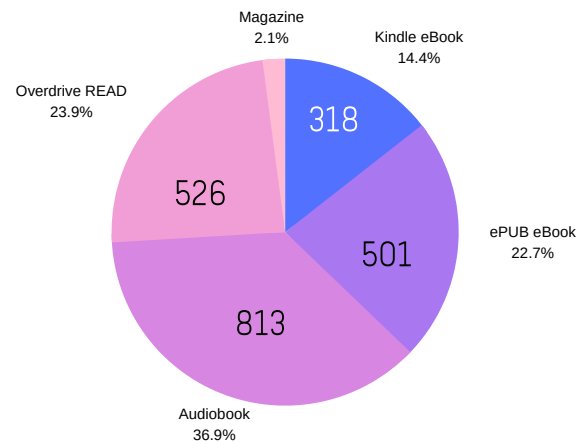
Hoopla Digital
Total Checkouts: 784



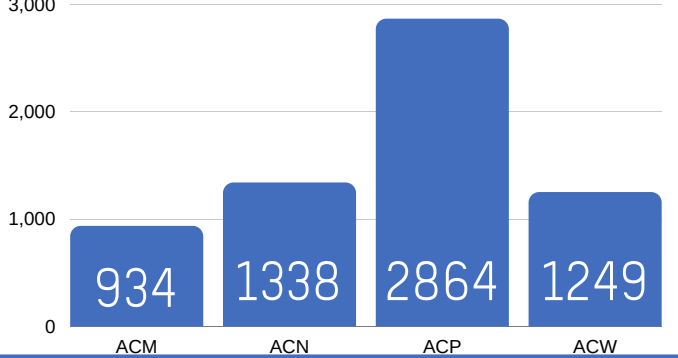
Digital Services Use Summary

Online Catalog	1,520
Mobile App Usage	621
Public Website	2,727
Public Computers	664
Wireless Internet Use	6,385
Digital Content	2,988
ACPL Purchased Databases	656
Statewide Databases	604

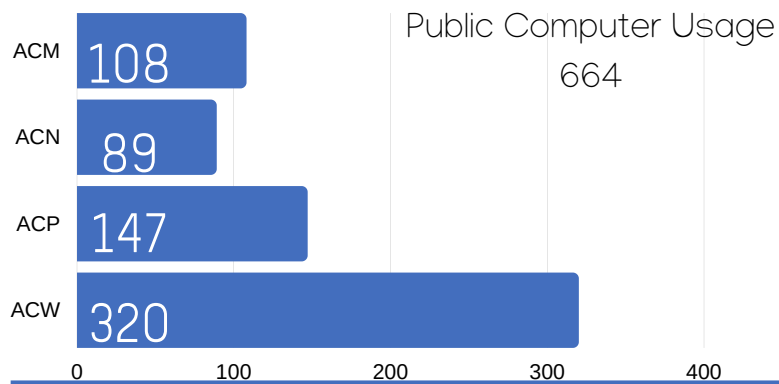
Ohio Digital Library
Total Checkouts: 2,204



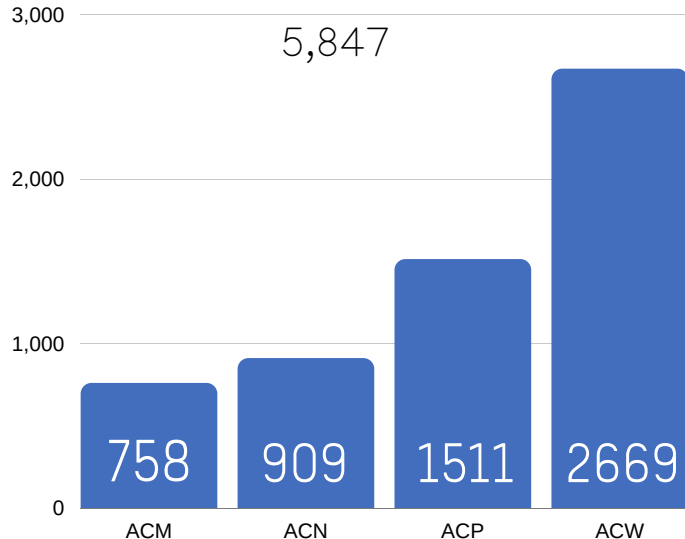
Wireless Use: 6,385



Public Computer Usage



Foot Traffic



In June and July, Jacob and I worked hard on getting our new iPad's configured. We have 20 iPad's to be used for library use, which we purchased with the ARC Grant. To manage all of these devices and make sure they perform correctly has been a tall task, to say the least, but we have configured them and they are being cataloged. They should be rolled out for Patron use within the next few days. This is an ongoing process, as we will have to manage the devices remotely.

In addition to new technology for patrons, Nick and I have applied for the emergency connectivity fund, which helps areas with low internet capabilities like ours. We have applied for 240 mobile hotspots. If it goes through, in total we will have 280 hotspots altogether. Our current 40 are always on hold, so this should free up devices for many patrons in need of reliable internet access. We are also partnering with ACOVSD to supplement hotspots for students in need. It is a great opportunity to help get Adams County connected to the internet, especially for remote learning for students.